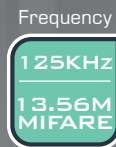



# Access Controller with Illuminated Touch-panel

Networking / Stand-alone



AR-725H / AR-725H-M  
Metal Frame (Option)



Take actual objects as products standards and pictures are just for reference

## Features

- RS-485 communication interface
- Supporting WG port for anti-pass-back function
- TTL serial output for various application and lift control
- 2 optional frequencies: 125KHz/13.56MHz
- 3 control modes: M4/M6/M8
- User capacity: 3,000 / Event log: 1,500
- 3 access modes: Card only, Card or PIN, Card and PIN
- Built-in Watchdog to prevent system from hanging
- Built-in Real Time Clock & Anti-Tamper function
- Including the input of door sensor, offering the alarm system of both door opening too long and being forced to open
- Built-in Multi-Output: Door Lock/Alarm/Arming/Duress/Card Presenting
- 11 sets of Time Zone for various accessing in network
- 2 sets of Auto-Open Zone editable by stand-alone operation
- Intelligent to shift for stand-alone or networking mode while system disconnected
- Auto-lock of the keypad for 30 seconds after continuous failed operation by 3 times
- Coordinating with softwares for further application on access control, time attendance, payroll, and door/sensor image-monitor function
- Illuminative Keys, 1 bi-color indicator, and 1 beeper for identification
- Flexible to integrate with other equipments
- Illuminated Touch-Panel
- Elegant design with colorful housing to choose
- Patent for new type of Relay, avoiding vibrating to Mis-trigger  
Patent Number: M 333650(Taiwan) ZL 2008 2 0055140.9(China)

**SOYAL**<sup>®</sup>

ACCESS CONTROL SYSTEM RFID solutions · Proximity & Smart cards · Hardware & Software OEM/ODM Service



# Access Controller with Illuminated Touch-panel AR-725H / AR-725H-M

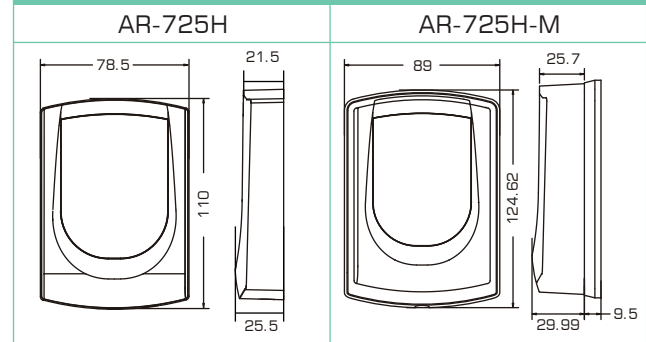
Metal Frame (Option)



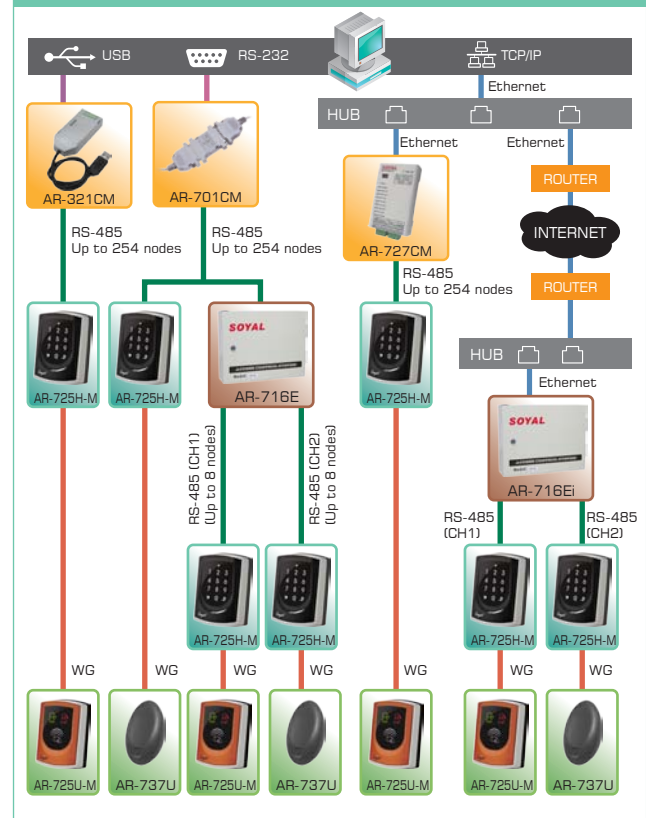
## Specification

Frequency	125kHz	13.56MHz
Standard	EM Standard	·ISO14443A ·ISO15693 ·ISO14443A/B+15693
Reading Range (Depending on frequency)	10-15cm(725H) 5-9cm(725H-M)	3-8cm(725H) 2-5cm(725H-M)
Power Supply	9-16VDC	
Power Consumption	<3W	
Communication Interface	RS-485	
Baud Rate	9600 bps(N,8,1)	
Operating Temperature	-20°C to +75°C	
Digital Input	1 Door Open Button/1 Door Sensor	
Relay Output	Door Relay	
Door Relay Time	Toggle, 0.1-600 Sec.	
Alarm Relay Time	Toggle, 1-600 Sec.	
Tamper Switch	Limit Switch (Form C)	
User Capacity	M4/M8	3,000
	M6	65,000
Event Log	M4/M8	1,500
Aux. WG Port	WG26/34	
Anti-pass-back	Yes(Only for M4/M8)	
Lift Control	32 Stops, 3,000 Users	
Serial Port	TTL(4800bps,N,8,1)(Shared with alarm Output)	
Real Time Clock	Yes	
LCD Panel	No	
Door Bell Button	No	
Transistor Output	Duress/Alarm/Arming LED	
Weatherproof	IP54	
Indicator	1Bi-Color LED & 1Beeper	
Keypad	Illuminated Touch-Panel	
Housing Material	PC+Zinc Alloy(725H-M), PC (725H)	
Time Zone	11/63(Connect to Multi-Door Networking Controller)	
Operating Mode	Stand-Alone/Networking	
Color		
Dimension(mm)	110(L)X79(W)X26(H) (725H), 125(L)X89(W)X30(H) (725H-M)	
Weight(g)	110±10 (725H), 360±10 (725H-M)	

## Dimension(mm)



## Structure



## M4/M6/M8 access mode

M4 (Stand-Alone/ Networking)	<ul style="list-style-type: none"> <li>•Card Only</li> <li>•Card and PIN(4 Digit Individual PIN)</li> <li>•Card or PIN(5 Digit user address+4 Digit Individual PIN)</li> </ul>
M6 (Stand-Alone)	<ul style="list-style-type: none"> <li>•Card Only</li> <li>•Card and PIN(4 Digit Public PIN=Arming Code)</li> <li>•Card or PIN(4 Digit Public PIN=Duress Code)</li> </ul>
M8 (Stand-Alone/ Networking)	<ul style="list-style-type: none"> <li>•Card Only</li> <li>•Card and PIN(4Digit Individual PIN)</li> <li>•Card or PIN(4Digit Individual PIN)</li> </ul>

## Diagram of Basic application for single door

